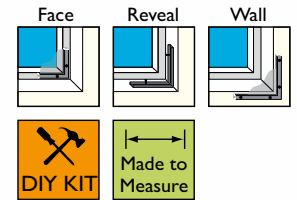





Insect Panel Door Curtain Commercial



Go to web page

Features

- Consists of a series of heavy duty weighted mesh panels hung from a track above the door.
- Can be fitted inside or outside. If your door opens out the screen will be fitted on the inside (and vice versa)
- PVC coated woven polyester mesh panels allow airflow but keep flying insects out
- Mesh panels available in Grey or Black
- Available as DIY Kit or Made to Measure

Benefits

- Ideal for screening heavily used doorways and fire exits in commercial premises
- Panels are easily parted to allow quick access
- Stainless Steel rail allows mesh panels to be hung individually and interchanged with solid PVC panels
- Easily removed for cleaning and storage

Measuring for Face Fit

PVC Track

Width: Measure the width of the aperture plus any bevelled edges and add minimum 25mm overlap on each side.
Aperture + 50mm _____

Height: The curtain should hang clear of the floor or threshold by 10mm. Measure the height of the aperture, add 54mm for the PVC track then deduct 10mm for the floor clearance.
Aperture + 44mm _____

Stainless Steel Rail*

Width: Measure the width of the aperture plus any bevelled edges, add minimum 25mm overlap on each side.
Aperture + 50mm _____

Height: The curtain should hang clear of the floor or threshold by 10mm. Measure the height of the aperture, add 32mm for the rail then deduct 10mm for the floor clearance.
Aperture + 22mm _____

Measuring for Reveal Fit


PVC Track or Stainless Steel Rail*

Width: Measure the width of the aperture and deduct 4mm for clearance.
Aperture - 4mm _____


Height: Measure the height of the aperture and deduct 10mm for floor clearance.
Aperture - 10mm _____

Ordering

Made-to-measure - we will make to the exact size you give us.
DIY Kit - order the next larger size kit

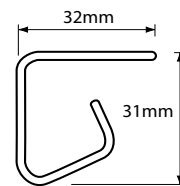


Bottom of commercial mesh panel

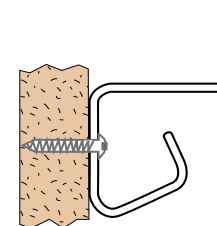


Stainless steel rail system

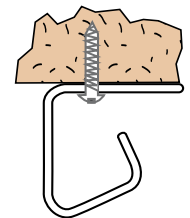
Stainless Steel Rail



Profile and dimensions

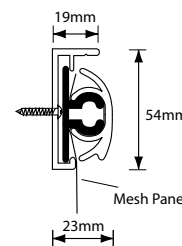


Face fit

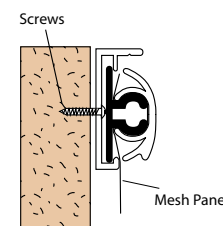


Reveal fit

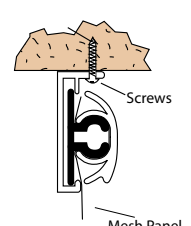
3 Part PVC track



Profile and dimensions



Face fit



Reveal fit

	Track/Rail Width mm	Standard** Height mm					
For use in commercial premises	3 part PVC track DIY KIT or Made-to-measure,	Up to 1500	2400	Face or Reveal Fit	White or Brown track	Grey or Black Commercial mesh panels	Screw fix
	Stainless Steel Rail* DIY KIT or Made-to-measure,	Rail sections can be joined so no maximum	2400	Face or Reveal Fit	Stainless Steel hook system	Grey or Black Commercial mesh panels	Screw fix

* Stainless Steel hooks are 41mm wide; we can only cut the rail at the centre point between each hook. If we cannot cut the rail to the exact size you order, we will cut it to the next higher complete hook. (If necessary you can cut the rail shorter using a hacksaw).

** Panels can be made longer by special order.