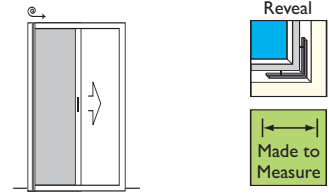


Roller Door Screen Wind Resistant Range Side Mounted - Pull Across



Features

Reveal fits inside or outside. If your door opens outwards the screen will be fitted on the inside and vice versa.

For a single door the screen is extended - pulled across - using a handle on the edging bar and is held in place by a magnetic strip. For wider openings a double door screen is available; the first screen locks into position in the centre of the aperture and the second screen closes against it, held in place by a magnetic strip. The screens are easy to release and roll back smoothly into their carriages.

Cartridge and side tracks come in white or brown.

Maximum size for single roller, 1500mm wide x 2450mm high, for double roller, 2000mm wide x 2450mm high.

Grey insect mesh only.

Benefits

Anti-wind brush strips hold the mesh firmly in the top and bottom tracks even in windy conditions, making this our most robust roller screen.

Neat fly screen retracts discreetly into its cartridge when not in use.

Ideal for use in the office or at home.

Easy access to open and close windows and doors.

Made-to-measure (supplied ready for you to fit).

The Pull Across screen has a section of track along the bottom; if it is being used to screen a door the track should be fitted against the threshold. It may be necessary to raise the threshold or even create one.



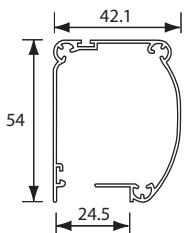
Measuring for Reveal Fit

Measure the minimum width of the aperture; we suggest you take three measurements – top, middle and bottom. Use the smallest measurement.

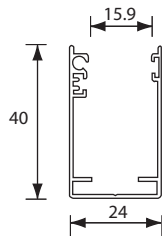
Measure the minimum height of the aperture; we suggest you take three measurements – left, middle and right. Use the smallest measurement.

Made-to-measure – we will make to the exact size you tell us.

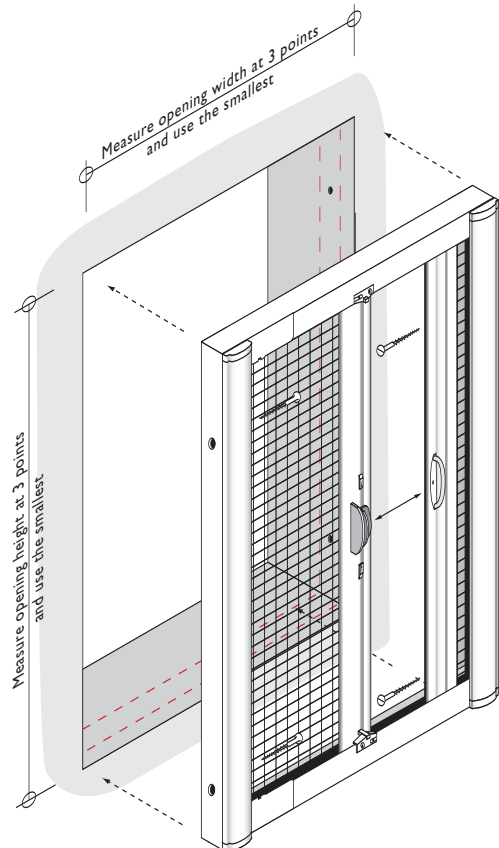
Width: Smallest width of aperture = ____ mm
Height: Smallest height of aperture = ____ mm



Cassette dimensions



Track dimensions



Double doors used where aperture width is greater than 1500mm