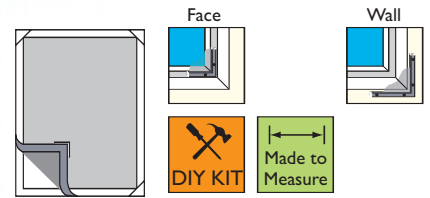


Magnetic Insect Screen for Windows



Features

The PVC frame face fits inside or outside to the existing window frame, subframe or wall outside the reveal, with self adhesive fixing pads.

If your window opens out the screen will be fitted on the inside and vice versa.

The insect mesh is attached to the PVC frame by a Magnetic Strip; the mesh is peeled back to open and close the window.

White or brown frames.

Grey insect mesh as standard.

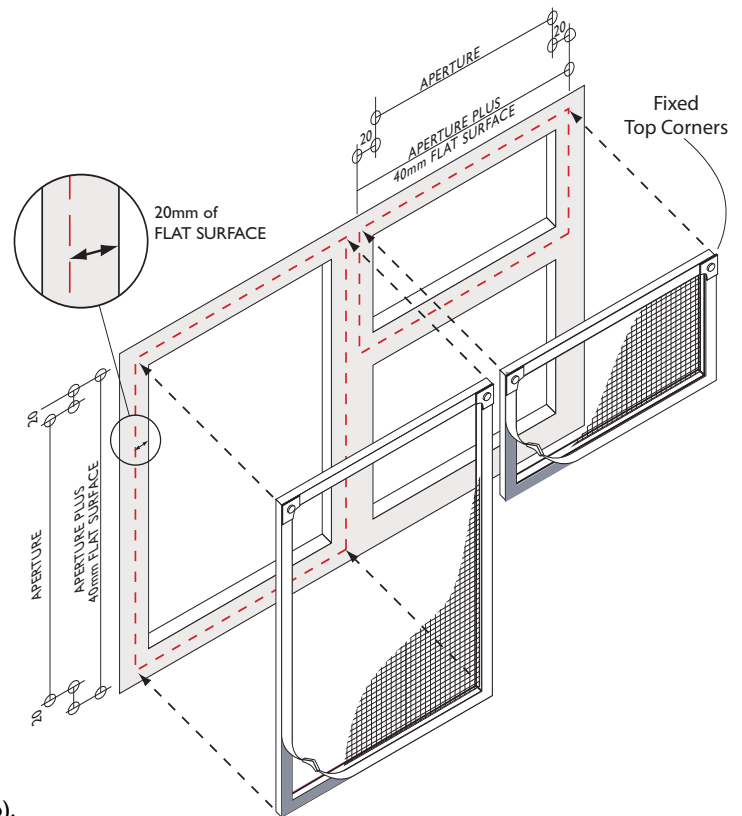
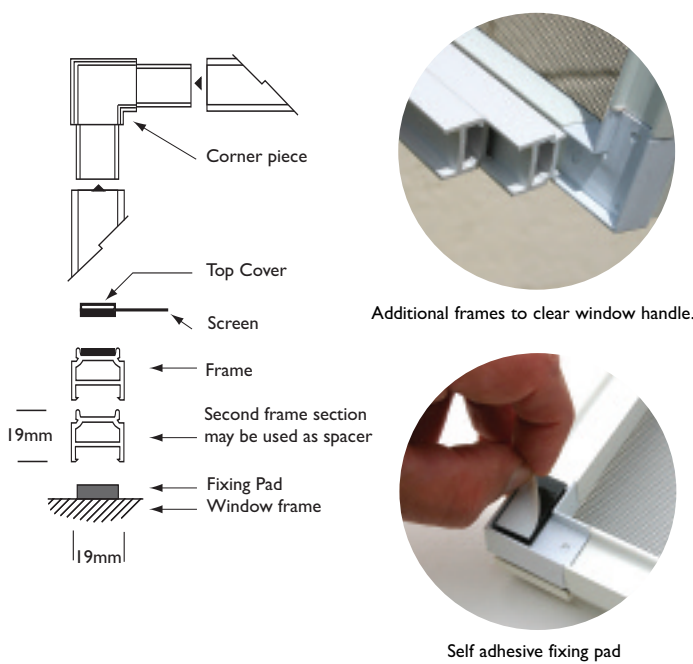
Benefits

Unique magnetic design allows easy access to open and close windows.

Easily removed for cleaning.

At manufacture the frame can be built up with additional frame sections to clear protruding handles.

Made-to-measure (supplied ready for you to fit) or DIY Kit (for you to make and fit).



Measuring

Measure width and height of the aperture, plus any bevelled edges on the window frame.

Add 20mm of flat surface on each side (for the screen frame to attach to).

Allow space for such things as a locating wedge for cock-spur handles.

Check to see if you need to build out with additional frames (see below*).

Made-to-measure – we will make to the exact size you tell us.

DIY Kit – order the next size kit.

Width: Aperture (and bevelled edges) + 40mm of flat surface = ____ mm


Height: Aperture (and bevelled edges) + 40mm of flat surface = ____ mm

* Do you need additional frames?

If the window handle protrudes up to 22mm beyond the flat surface then you need a single frame.

If the handle protrudes between 23mm and 35mm then you need a double frame.

If the handle protrudes between 36mm and 48mm then you need a triple frame.



Easy access to open and close the window